




EMERGENCY Series

EMERGENCY CALL POINTS



VERSIONS

-  Flush mounting version IP55 with illuminated push button.
-  Surface mounting version IP55 with illuminated push button.
-  Surface mounting version IP65 with DIN Rail or mounting plate.

REFERENCE STANDARDS

EN 60947-5-1
Low-voltage switchgear and controlgear.
*Part 5-1: control circuit devices and switching elements.
Electromechanical control circuit devices.*

EN 60670-1
Boxes and enclosures for electrical accessories for household and similar fixed electrical installations.
Part 1: general requirements.

TECHNICAL CHARACTERISTICS

Protection degree:	IP55-IP65
Operating ambient temperature according to the reference standard:	-25°C +35°C
Max. operating ambient temperature:	60°C
Glow wire test:	650°C
Material:	Engineering plastic and glass
Insulation class:	Class II (double insulation) □
Halogen free:	Yes
Colour:	Red RAL 3000

TECHNICAL CHARACTERISTICS FOR EMERGENCY SWITCHING DEVICES

Rated voltage Ue:	250V
Category of use:	AC12
Rated current Ie:	2A
Rated insulation voltage Ui:	250V

BEHAVIOUR WITH CHEMICAL AND ATMOSPHERIC AGENTS

Saline solution	Acids		Bases		Solvents				Mineral oil	UV rays
	Concentrated	Diluted	Concentrated	Diluted	Hexane	Benzol	Acetone	Alcohol		
Resistant	Resistant	Resistant	Resistant	Resistant	Resistant	Not resistant	Not resistant	Resistant	Resistant	Resistant

APPLICATION EXAMPLES

