




WEATHER-PROOF ENCLOSURES



VERSIONS


	LT enclosure Special high resistance thermoplastic compound.
	MV enclosure Metal 15/10 painted with an epoxy resin suitable for inside use.
	AI enclosure Stainless steel.

REFERENCE STANDARDS

<p>EN 60670-1 Boxes and enclosures for electrical accessories for household and similar fixed electrical installations. <i>Part 1: general requirements.</i></p>
<p>CEI 23-49 Enclosure for accessories for household and similar fixed electrical installations. <i>Part 2: particular requirements for enclosures for protection devices and accessories dissipating a considerable power in normal use.</i></p>
<p>EN 62208 Empty enclosure for low-voltage switchgear and controlgear assemblies. <i>Part 1: general requirements.</i></p>

<p>EN 60670-24 Boxes and enclosures for electrical accessories for household and similar fixed electrical installations. <i>Part 24: particular requirements for enclosures for housing protective devices and other power dissipating electrical equipment.</i></p>

QUALITY MARKS



TECHNICAL CHARACTERISTICS

Protection degree:	IP65
Operating ambient temperature according to the reference standard:	-25°C +35°C
Max. operating ambient temperature:	60°C
Glow Wire test:	650°C
Material:	Engineering plastic/Metal
IK degree at 20°C:	IK08 (door with window) IK10 (plain door)
Cable inlets:	Blank sides (Engineering plastic) Plate (Metal)
Insulation class:	Class II (double insulation) <input type="checkbox"/>
Colour:	Grey RAL 7035

BEHAVIOUR WITH CHEMICAL AND ATMOSPHERIC AGENTS

Saline solution	Acids		Bases		Solvents				Mineral oil	UV rays
	Concentrated	Diluted	Concentrated	Diluted	Hexane	Benzol	Acetone	Alcohol		
Resistant	Limited Resistance	Resistant	Limited Resistance	Resistant	Resistant	Not Resistant	Not Resistant	Resistant	Not Resistant	Resistant

TYPES

	Dimensions (mm)	rows of	max
Type 1	320x370x210	12 DIN	24 DIN
Type 2	460x370x245	20 DIN	40 DIN
Type 3	460x520x245	20 DIN	60 DIN
Type 4	460x670x245	20 DIN	80 DIN
Type 5	775x715x345	35 DIN	140 DIN

There are 5 cabinets available in the EASYBOX Series, each with three different variations (LT, MV and AI):

DISSIPABLE POWER

Cabinet	DIN Modules	Set-up with chassis and DIN rail (W)				Set-up with base plate in L3 position (W)	
		LT	MV	AI	LT	MV	AI
Type 1	24 DIN	35	45	30	40	65	40
Type 2	40 DIN	50	60	42	84	105	62
Type 3	60 DIN	58	73	47	100	125	78
Type 4	80 DIN	85	98	63	125	150	94
Type 5	140 DIN	138	155	-	235	280	-

Dissipable power according to Italian standard CEI 23-49

APPLICATION EXAMPLES



MODULARITY

The Easy-Box series offers a range of components that are modular and inter-changeable among the different enclosures. Enclosures with the same height or width can be placed above or beside each other, while enclosures of the same width have various components in common - DIN rails, modular plates, panels and accessories.



Metal enclosures: stainless steel (Al) and metal 15/10 varnished with epoxy resin (MV) take the same accessories as the (LT) cabinets.



LT cabinet type 3: set up with 2 DIN rows and half module (blank panel 1/2 module).



LT cabinet fixing brackets, positioned either horizontally or vertically for MV and Al enclosures.

Setting up with vertical modcb.

