

> JUNCTION BOXES FOR ELECTRICAL INSTALLATIONS



> REFERENCE STANDARDS

EN 60670-22
Boxes and enclosures for electrical accessories for household and similar fixed electrical installations Part 22: particular requirements for connecting boxes and enclosures.

> QUALITY MARKS



> VERSIONS

	Enclosure IP66
	Mounting plates
	DIN rail kit

> TECHNICAL CHARACTERISTICS

Protection degree:	IP66
Operating temperature according to the reference standard:	-25°C+60°C
Max. operating temperature (Short period):	-40°C + 90°C
Material:	Alluminium alloy
IK degree at 20°C:	IK08
Cable inlets:	Blank sides
DIN rail fixing:	Yes
Colour:	Grey RAL 9006 with metallic pigments

Heavy duty appliance for internal industrial applications.


> BEHAVIOUR WITH CHEMICAL AND ATMOSPHERIC AGENTS

Saline solution	Acids		Bases		Solvents				Mineral oil	UV rays
	Concentrated	Diluted	Concentrated	Diluted	Hexane	Benzol	Acetone	Alcohol		
Resistant	Limited Resistance	Resistant	Limited Resistance	Resistant	Limited Resistance	Limited Resistance	Limited Resistance	Resistant	Resistant	Resistant


> APPLICATION EXAMPLES



Enclosures and covers in aluminium alloy with blank walls and covered.



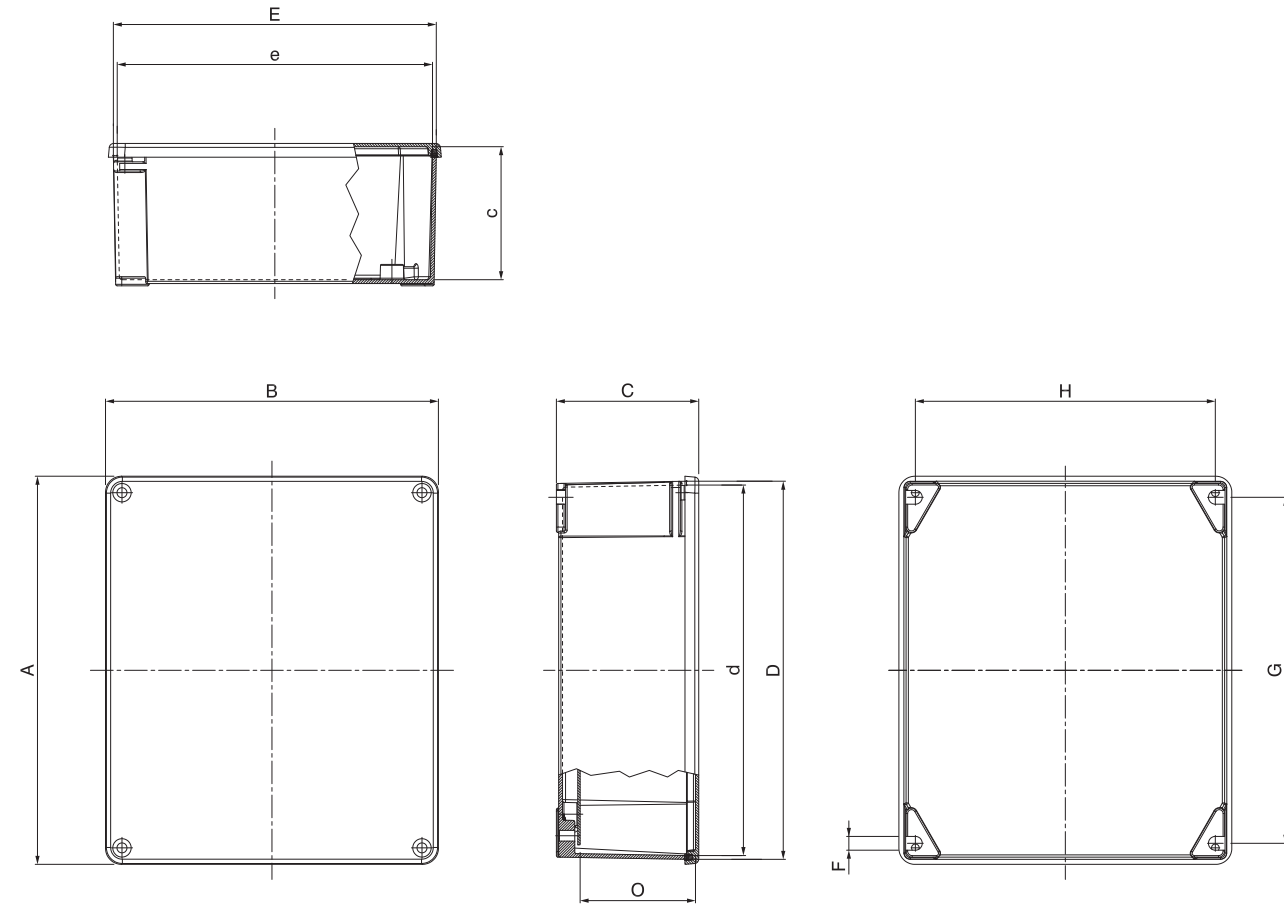
Holding seal in expanded EPDM, already mounted in place on the cover



Fixing to wall by brackets incorporated in the enclosure base

> DIMENSIONS

ENCLOSURES

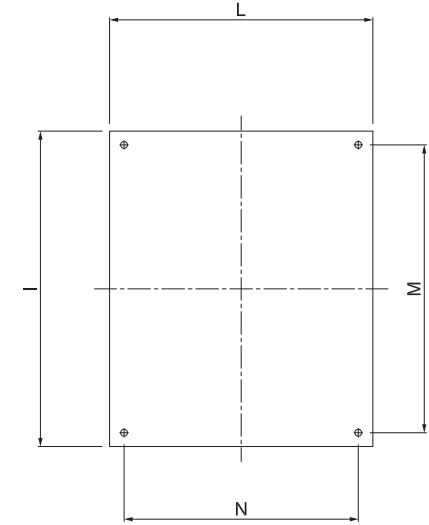


Enclosure	External dimensions (with cover)			External box dimensions		Internal dimensions (with cover)			Surface mounting points			Useful height	
	A	B	C	D	E	c	d	e	F	G	H	O	
mm	mm	mm	mm	mm	mm	mm	mm	mm	mm	mm	mm	mm	
653.00	32	100	100	59	94	94	53	90	90	6	88	80	X
653.01	24	140	115	60	134	109	55	130	104	6	120	100	45
653.02	16	166	142	64	160	136	58	156	132	7,5	144	125	48
653.03	12	192	168	80	185	161	74	180	156	6	168	149	64
653.04	6	253	217	93	247	211	85	242	206	9	226	196	75
653.05	2	314	264	122	305	255	114	299	249	9	275	236	103
653.07	1	410	315	153	400	305	144	393	298	9	367	283	127

(Dimension in mm)

MOUNTING PLATES

Enclosure	I	L	M	N
mm	mm	mm	mm	mm
653.011	122	97	107	66
653.012	147	123	121	98
653.013	165	124	153	112
653.014	206	172	188	153
653.015	254	210	238	198
653.017	349	260	333	248



(Dimension in mm)