

> HEAVY DUTY INDUSTRIAL PLUGS AND SOCKETS



> VERSIONS



Plugs and connectors



Panel mounting appliance inlets



Panel mounting socket outlets straight

> NO. OF CYCLES

Rated current		Under load	Without load
Series I	Seires II		
16A	20A	5.000	-
32A	30A	1.000	1.000
63A	60A	1.000	1.000
125A	100A	250	250

> REFERENCE STANDARDS

EN 60309-1
Plugs, socket-outlets and couplers for industrial purposes
Part 1: general requirements

EN 60309-2
Plugs, socket-outlets and couplers for industrial purposes
Part 2: dimensional interchangeability requirements for pin and contact-tube accessories of harmonised configurations.

UL 1682
Plugs, receptacles and cable connectors of the pin and sleeve type.

UL 1686
Standard for pin and sleeve configuration

> QUALITY MARKS



> TECHNICAL CHARACTERISTICS

Rated current:	16A - 20A - 30A - 32A 60A - 63A - 100A - 125A
Rated voltage:	100÷690V~
Frequency:	c.c. - 50÷500Hz
Insulating voltage:	500/690V~
Protection degree:	IP44 - IP67
Operating temperature according to the reference standard:	-25°C + 40°C
Max. operating temperature:	70°C
Glow wire test:	650°C/850°C
Material:	VALOX® (GE plastics)
IK degree at 20°C:	IK10
Cable inlets:	Cable gland

> BEHAVIOUR WITH CHEMICAL AND ATMOSPHERIC AGENTS

Saline solution	Acids		Bases		Solvents				Mineral oil	UV rays
	Concentrated	Diluted	Concentrated	Diluted	Hexane	Benzol	Acetone	Alcohol		
Resistant	Limited Resistance	Resistant	Limited Resistance	Resistant	Not Resistant	Not Resistant	Not Resistant	Limited Resistance	Resistant	Resistant

> WIRING AND INSTALLATION

Wiring capacity of the terminals (mm²)

Cross-section of connectable conductors (mm²/awg)

Max. cable size accepted by the cable clamp

Rated current		Plugs, connectors and appliance inlets		Socket outlets	
Series I	Seires II	Min	Max	Min	Max
16A	20A	1/16	2,5/12	1,5/16	4/12
32A	30A	2,5/14	6/10	2,5/14	10/8
63A	60A	6/10	16/6	6/10	25/4
125A	100A	16/6	50/2	25/4	70/0

Rated current		Outside Ø mm	
Series I	Seires II	Min	Max
16A	20A	1/16	2,5/12
32A	30A	2,5/14	6/10
63A	60A	6/10	16/6
125A	100A	16/6	50/2

> APPLICATION EXAMPLES



> WATERTIGHT - IP67



IP67

Watertight design and construction meet stringent IP67 internal protection standards. Rugged thermoplastic housings resist impact or abuse and provide excellent corrosion resistance. Unique Scame strain relief grip and sealing system assure superior cable retention and watertight conductor termination. Ideal for outdoor, wet marine and washdown applications. Unique 75% faster assembly with Snap-on handle locking, and cable grip system.



No Tools, No Screws Necessary
Snap-on locking handle saves 75% on assembly time. Unique Snap-on assembly feature on 16A, 20A, 30A and 32A Amp plugs and connectors makes installation and inspection fast and reliable. Captive gaskets in handles seal out water, chemicals and dust.



Easy Action Single-Wiring Point Access Saves Time Wiring
All terminal screws face in same direction allowing installer to make safe and secure conductor terminations in 30% less time than other devices. Rugged, corrosion free thermoplastic housings are colour-coded for safe reliable connections to all other mating type /polarizations, with raised earth terminal standard.



Simple Cable Clamping
Threaded cable gland on 16/32A and 20/30A devices makes assembly fast and easy. One-piece lock screw verifies clamp locking hold, with no external metal contact possible (16/32A and 20/30A devices).



Unique and Quick
One-piece cable gland with locking screw loads to cable followed by cable grip 6-Finger cable clamp/grip piece. Watertight onion ring bushing fits a wide variety of outside diameters.



Watertight and cable Grip Safety
Grip cable flexible 6-Finger clamp teeth holds well beyond all agency test pullout forces. No internal clamps required. Available in all amperages.



The Performance Connection
Watertight spring-loaded covers with high-strength flex-hinge screw covers on IP67 devices. Flap covers on IP44 splashproof styles. Safety, performance and durability for all EN 60309 applications worldwide.

> SPLASHPROOF - IP44

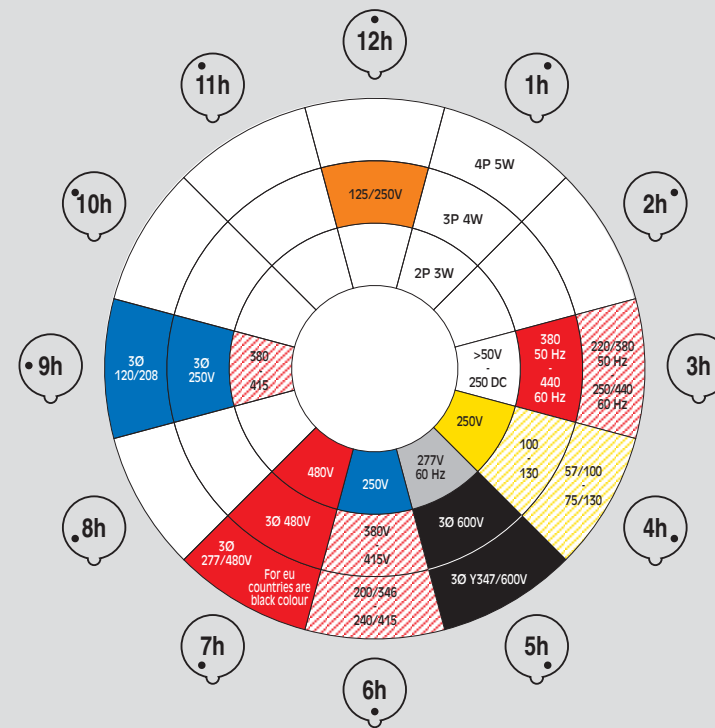


IP44

Suitable for indoor use where splashing liquids and other contaminants may interfere with electrical connections. Ideal for most heavy commercial applications and light industrial applications. Available 16A, 20A, 30A and 32A Amp ratings.

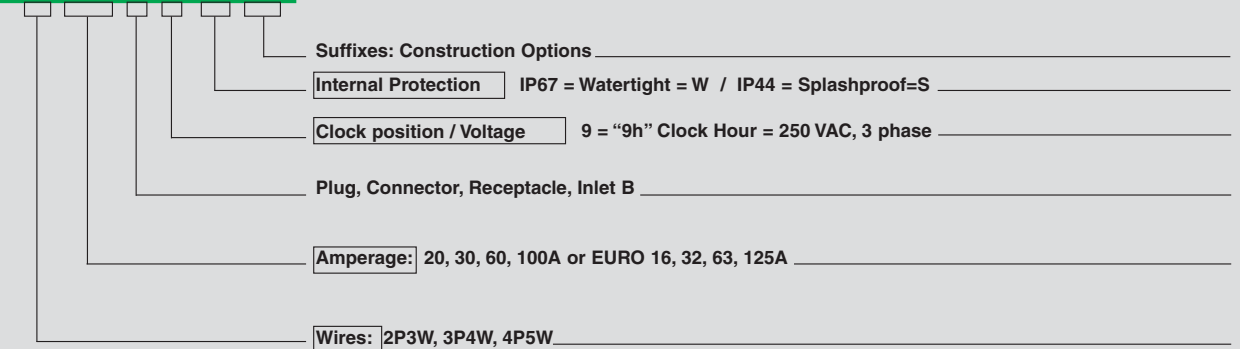
> CLOCK POSITION - NORTH AMERICAN RATINGS

Rated Voltage	Colour	Usage (North American)
110-130V	Yellow	North American
208-250V	Blue	North American
380-415V	Red	Euro.
600V +	Black	North American and Euro. (500V)
277/480V	Red	North American
277V	Grey	North American
125/250V	Orange	North American
250/440V	Red	Latin America



CATALOG NUMBERING SYSTEM

SCM 430P9W



> WATERTIGHT - IP67

Safe Connections Standard

- Heart contacts make first, break last for safe connections even under load



The Easy Way

- Snap-on locking feature on all 16/32A and 20/30A plugs and connectors

Screw Collars Stay Put

- Turreted grip allows for easy handling

75% Faster Cable builds

- Nylon lock screw System
- One-piece cable gland
- Nylon locking screw prevents loosening
- Hand assembly of cable gland, cable grip
- 6 Finger clamp and onion-ring bushing

Combination Flap/Screw Cover

- Integral neoprene gasket for IP67 (Watertight protection)
- Unique flex hinge design

Solid Neoprene Gasket In Handle

Neoprene Cable Bushing

- Onion ring design
- Universal fit capability

Cable grip 6-Finger Clamp

- Provides superior cable retention

Secure Grip Handle

- Tapered shoulder (16/32A and 20/30A)
- Ribbed (60/100A and 63/125A)

Fast and Easy Wiring

- Unique, one-way terminal access
- Clearly marked terminal connections

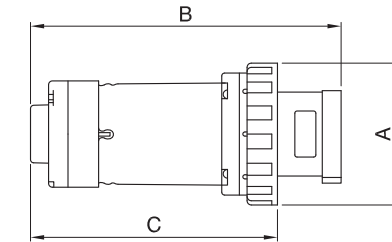
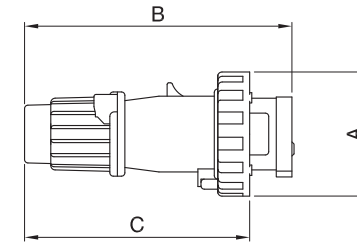
Safe Connections Standard

- Earth contacts make first, break last for safe connections even under load

Double Secure Wiring

- Dual, combination point terminal screw for failsafe connections

> DIMENSIONS

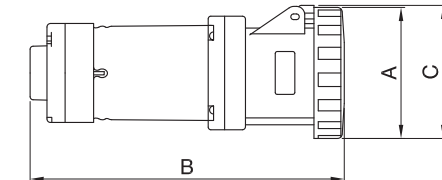
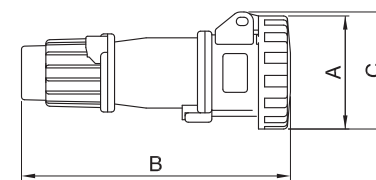


PLUG IP67 16/20A AND 30/32A

	A		B		C		Corp grip range	
	inches	mm	inches	mm	inches	mm	inches	mm
16/20A 2P3W	2,87	73	6,20	157	5,23	133	.570-.710	14-18
16/20A 3P4W	3,17	81	6,47	164	5,51	140	.570-.710	14-18
16/20A 4P5W	3,48	88	7,02	178	6,06	154	.570-.710	14-18
30/32A 2P3W	3,66	93	7,37	187	6,13	156	.675-.910	17-23
30/32A 3P4W	3,66	93	7,37	187	6,13	156	.675-.910	17-23
30/32A 4P5W	3,96	101	8,15	207	6,91	176	.675-.910	17-23

PLUG IP67 60/63A AND 100/125A

	A		B		C		Corp grip range	
	inches	mm	inches	mm	inches	mm	inches	mm
60/63A 2P3W	4,41	112	9,68	246	7,67	195	.937-1,375	24-35
60/63A 3P4W	4,41	112	9,68	246	7,67	195	.937-1,375	24-35
60/63A 4P5W	4,41	112	9,68	246	7,67	195	.937-1,375	24-35
100/125A 3P4W	5,06	129	12,16	309	9,83	250	1,265-1,790	32-45
100/125A 4P5W	5,06	129	12,16	309	9,83	250	1,265-1,790	32-45



CONNECTOR IP67 16/20A AND 30/32A

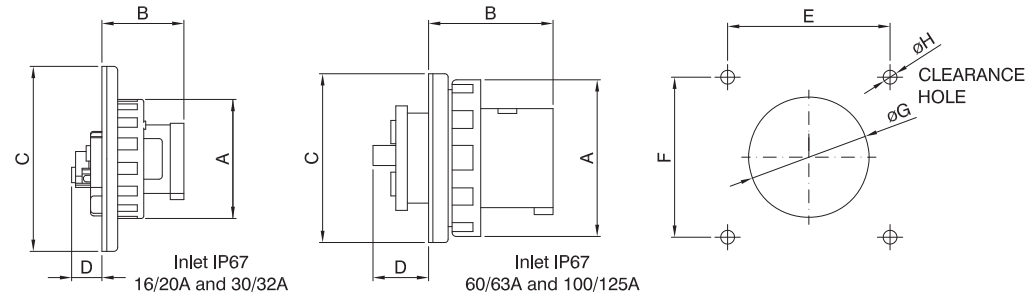
	A		B		C		Corp grip range	
	inches	mm	inches	mm	inches	mm	inches	mm
16/20A 2P3W	2,87	73	6,75	171	2,97	75	.570-.710	14-18
16/20A 3P4W	3,17	81	7,04	179	3,28	83	.570-.710	14-18
16/20A 4P5W	3,48	88	7,62	194	3,75	95	.570-.710	14-18
30/32A 2P3W	3,66	93	8,04	204	4,04	103	.675-.910	17-23
30/32A 3P4W	3,66	93	8,04	204	4,04	103	.675-.910	17-23
30/32A 4P5W	3,96	101	8,83	224	4,03	102	.675-.910	17-23

CONNECTOR IP67 60/63A AND 100/125A

	A		B		C		Corp grip range	
	inches	mm	inches	mm	inches	mm	inches	mm
60/63A 2P3W	4,41	112	10,52	267	4,47	114	.937-1,375	24-35
60/63A 3P4W	4,41	112	10,52	267	4,47	114	.937-1,375	24-35
60/63A 4P5W	4,41	112	10,52	267	4,47	114	.937-1,375	24-35
100/125A 3P4W	5,06	129	12,80	325	5,06	129	1,265-1,790	32-45
100/125A 4P5W	5,06	129	12,80	325	5,06	129	1,265-1,790	32-45

(Dimensions in mm)

> DIMENSIONS

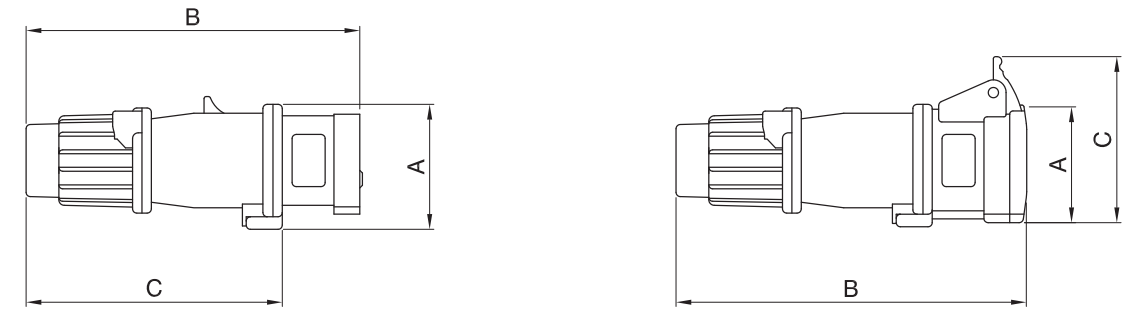


INLET IP67 16/20A AND 30/32A

	A		B		C		D		E		F		G		H	
	inches	mm	inches	mm	inches	mm	inches	mm	inches	mm	inches	mm	inches	mm	inches	mm
16/20A 2P3W	2,87	73	1,96	50	4,50	114	,75	19	3,87	98	3,87	98	2,38	60	,282	7,2
16/20A 3P4W	3,17	81	1,96	50	4,50	114	,75	19	3,87	98	3,87	98	2,38	60	,282	7,2
16/20A 4P5W	3,48	88	1,96	50	4,50	114	,75	19	3,87	98	3,87	98	2,38	60	,282	7,2
30/32A 2P3W	3,66	93	2,32	59	4,50	114	1,32	34	3,87	98	3,87	98	2,38	60	,282	7,2
30/32A 3P4W	3,66	93	2,32	59	4,50	114	1,32	34	3,87	98	3,87	98	2,38	60	,282	7,2
30/32A 4P5W	3,96	101	2,32	59	4,50	114	1,32	34	3,87	98	3,87	98	2,38	60	,282	7,2

INLET IP67 60/63A AND 100/125A

	A		B		C		D		E		F		G		H	
	inches	mm	inches	mm	inches	mm	inches	mm	inches	mm	inches	mm	inches	mm	inches	mm
60/63A 2P3W	4,41	112	3,44	87	4,50	114	1,68	43	3,87	98	3,87	98	3,25	83	,282	7,2
60/63A 3P4W	4,41	112	3,44	87	4,50	114	1,68	43	3,87	98	3,87	98	3,25	83	,282	7,2
60/63A 4P5W	4,41	112	3,44	87	4,50	114	1,68	43	3,87	98	3,87	98	3,25	83	,282	7,2
100/125A 3P4W	5,06	129	3,88	99	5,50	140	1,94	49	4,87	124	4,87	124	3,75	95	,282	7,2
100/125A 4P5W	5,06	129	3,88	99	5,50	140	1,94	49	4,87	124	4,87	124	3,75	95	,282	7,2

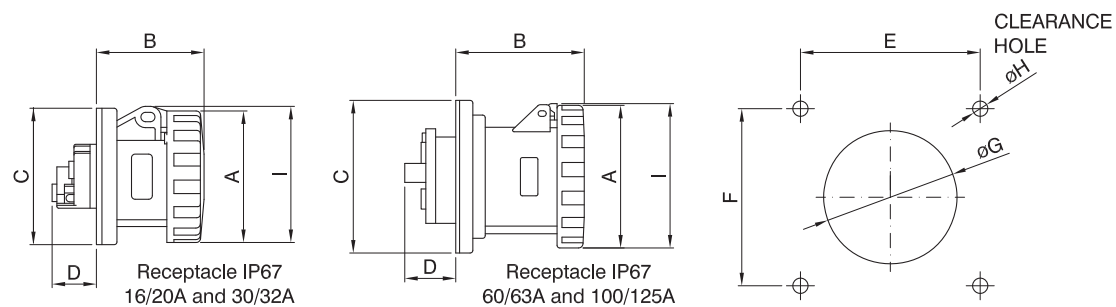


PLUG IP44

	A		B		C		Corp Grip Range	
	inches	mm	inches	mm	inches	mm	inches	mm
16/20A 2P3W	2,26	58	6,20	157	4,76	121	,570-710	14-18
16/20A 3P4W	2,52	64	6,47	164	5,04	128	,570-710	14-18
16/20A 4P5W	2,85	73	7,02	178	5,58	142	,570-710	14-18
30/32A 2P3W	2,85	73	7,37	187	5,58	142	,675-910	17-23
30/32A 3P4W	2,85	73	7,37	187	5,58	142	,675-910	17-23
30/32A 4P5W	3,13	80	8,15	207	6,36	162	,675-910	17-23

PLUG IP44

	A		B		C		Corp Grip Range	
	inches	mm	inches	mm	inches	mm	inches	mm
16/20A 2P3W	2,18	55	6,53	166	3,07	78	,570-710	14-18
16/20A 3P4W	2,43	62	6,83	173	3,33	85	,570-710	14-18
16/20A 4P5W	2,81	71	7,41	188	3,79	96	,570-710	14-18
30/32A 2P3W	2,81	71	7,81	198	3,79	96	,675-910	17-23
30/32A 3P4W	2,81	71	7,81	198	3,79	96	,675-910	17-23
30/32A 4P5W	3,09	79	8,62	219	4,17	106	,675-910	17-23

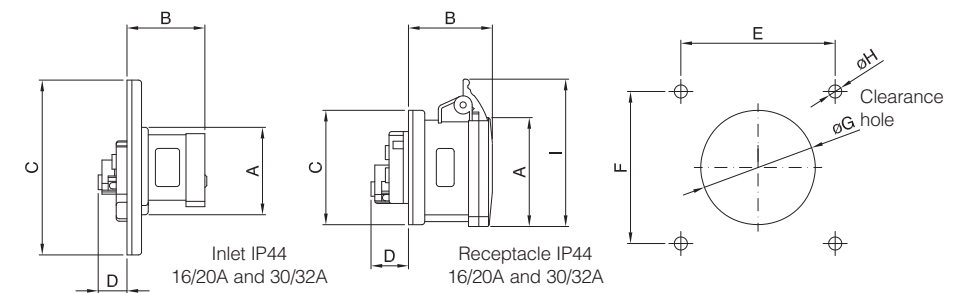


RECEPTACLE IP67 16/20A AND 30/32A

	A		B		C		D		E		F		G		H		I	
	inches	mm	inches	mm	inches	mm	inches	mm	inches	mm	inches	mm	inches	mm	inches	mm	inches	mm
16/20A 2P3W	2,87	73	2,32	59	2,97	,76	,94	24	2,36	60	2,36	60	2,38	60	,219	5,5	2,97	75
16/20A 3P4W	3,17	81	2,34	60	2,97	,76	,94	24	2,36	60	2,36	60	2,38	60	,219	5,5	3,28	83
16/20A 4P5W	3,48	88	2,37	60	2,97	,76	,94	24	2,36	60	2,36	60	2,38	60	,219	5,5	3,75	95
30/32A 2P3W	3,66	93	2,79	71	2,97	,76	1,52	39	2,36	60	2,36	60	2,38	60	,219	5,5	4,04	103
30/32A 3P4W	3,66	93	2,79	71	2,97	,76	1,52	39	2,36	60	2,36	60	2,38	60	,219	5,5	4,04	103
30/32A 4P5W	3,96	101	2,81	71	2,97	,76	1,52	39	2,36	60	2,36	60	2,38	60	,219	5,5	4,03	102

RECEPTACLE IP67 60/63A AND 100/125A

	A		B		C		D		E		F		G		H		I	
	inches	mm	inches	mm	inches	mm	inches	mm	inches	mm	inches	mm	inches	mm	inches	mm	inches	mm
60/63A 2P3W	4,41	112	4,16	106	4,50	114	1,68	43	3,87	98	3,87	98	3,25	83	,282	7,2	4,47	114
60/63A 3P4W	4,41	112	4,16	106	4,50	114	1,68	43	3,87	98	3,87	98	3,25	83	,282	7,2	4,47	114
60/63A 4P5W	4,41	112	4,16	106	4,50	114	1,68	43	3,87	98	3,87	98	3,25	83	,282	7,2	4,47	114
100/125A 3P4W	5,06	129	4,52	115	5,50	140	1,94	49	4,87	124	4,87	124	3,75	95	,282	7,2	5,06	129
100/125A 4P5W	5,06	129	4,52	115	5,50	140	1,94	49	4,87	124	4,87	124	3,75	95	,282	7,2	5,06	129



INLET IP44

	A		B		C		D		E		F		G		H	
	inches	mm	inches	mm	inches	mm	inches	mm	inches	mm	inches	mm	inches	mm	inches	mm
16/20A 2P3W	2,26	58	1,96	50	4,50	114	,75	19	3,87	98	3,87	98	2,38	60	,282	7,2
16/20A 3P4W	2,52	64	1,96	50	4,50	114	,75	19	3,87	98	3,87	98	2,38	60	,282	7,2
16/20A 4P5W	2,85	73	1,96	50	4,50	114	,75	19	3,87	98	3,87	98	2,38	60	,282	7,2
30/32A 2P3W	2,85	73	2,32	59	4,50	114	1,32	34	3,87	98	3,87	98	2,38	60	,282	7,2
30/32A 3P4W	2,85	73	2,32	59	4,50	114	1,32	34	3,87	98	3,87	98	2,38	60	,282	7,2
30/32A 4P5W	3,13	80	2,32	59	4,50	114	1,32	34	3,87	98	3,87	98	2,38	60	,282	7,2

RECEPTACLE IP44

	A		B		C		D		E		F		G		H		I	
	inches	mm	inches	mm	inches	mm	inches	mm	inches	mm	inches	mm	inches	mm	inches	mm	inches	mm
16/20A 2P3W	2,18	55	2,11	54	2,97	76	0,94	24	2,36	60	2,36	60	2,38	60	,219	5,5	3,07	78
16/20A 3P4W	2,43	62	2,13	54	2,97	76	0,94	24	2,36	60	2,36	60	2,38	60	,219	5,5	3,33	85
16/20A 4P5W	2,81	71	2,17	55	2,97	76	0,94	24	2,36	60	2,36	60	2,38	60	,219	5,5	3,79	96
30/32A 2P3W	2,81	71	2,56	65	2,97	76	1,52	39	2,36	60	2,36	60	2,38	60	,219	5,5	3,79	96
30/32A 3P4W	2,81	71	2,56	65	2,97	76	1,52	39	2,36	60	2,36	60	2,38	60	,219	5,5	3,79	96
30/32A 4P5W	3,09	79	2,60	66	2,97	76	1,52	39	2,36	60	2,36	60	2,38	60	,219	5,5	4,17	106

(Dimensions in mm)

(Dimensions in mm)