

EASYBOX Series

Weather-proof
enclosures



EASYBOX Series

WEATHER-PROOF ENCLOSURES IP65



GENERAL DESCRIPTION

Following its forward planning philosophy SCAME is offering a new range of weather-proof enclosures primarily designed for the industrial sector. Attractively designed, their greatest appeal however lies in the way they are assembled.

REFERENCE STANDARDS

INTERNATIONAL STANDARD IEC 60670 (1989) plus Modification 1 (1994)

Enclosures for accessories for fixed electric installations for domestic and similar use
Part 1: General requirements

EUROPEAN STANDARD EN 50298

Empty enclosures for low-voltage switchgear and control gear assemblies - General requirements

November 1997

CEI 23-49 ITALIAN STANDARD (first edition 1996)

Enclosures for accessories for fixed electric installations for domestic and similar use
Part 2: Specific requirements for enclosures used to contain protection devices and appliances that in ordinary use dissipate a not negligible power.

VERSIONS

The EASYBOX Series weather-proof enclosures are made in:

- **LT** special high resistance thermoplastic compound
- **MV** metal 15/10 painted with an epoxy resin suitable for outside use.
- **AI** stainless steel

There are 5 different enclosures on offer but the EASYBOX Series is characterised by a series of accessories in common to all, easy to assemble and responding to the multiple requirements of an installation.

*LT cabinet type 3 (460x520x245 mm)
tinted door*



*LT cabinet type 4 (460x670x245 mm)
blank door*



*LT cabinet type 4 (460x670x245 mm)
tinted door and internal door*



The EASYBOX Series designed by Scame can offer a variety of installation possibilities with just a few modular elements.

The new system is "EASY" not only in its name but in really helping the installer, both in the phase of choosing the best installation solution and in the assembly phase thanks to the extreme simplicity of the installation and the multi-functionality of the components.

There are also many advantages for the distributor with Scame's EASYBOX Series, reducing the volume of stock in the warehouse - and thus related financial costs - because of the way the different components fit together.

Additionally, the EASYBOX Series can be joined to Scame's existing series of enclosures, DOMINO, SCABOX, ADVANCE and OMNIA.

The cabinets of the EASYBOX Series are suitable for housing equipment assembled according to the IEC

VERSIONS

There are 5 cabinets available in the EASYBOX Series, each with three different variations (LT, MV and AI):

	Dimensions (mm)	rows of	max
Type 1	320x370x210	12 DIN	24 DIN
Type 2	460x370x245	20 DIN	40 DIN
Type 3	460x520x245	20 DIN	60 DIN
Type 4	460x670x245	20 DIN	80 DIN
Type 5	775x715x345	35 DIN	140 DIN

DISSIPABLE POWER

Cabinet	DIN Modules	Set-up with cassis and DIN rail			Set-up with base plate in L3 position		
		LT	MV	AI	LT	MV	AI
Type 1	24 DIN	35	45	30	40	65	40
Type 2	40 DIN	50	60	42	84	105	62
Type 3	60 DIN	58	73	47	100	125	78
Type 4	80 DIN	85	98	63	125	150	94
Type 5	140 DIN	138	155	-	235	280	-

Dissipable power according to Italian standard CEI 23-49

KEY

LT = Thermoplastic material

MV = Painted metal

AI = Stainless steel

LT cabinet type 4: set up with mounting plate and internal door



AI cabinet type 4 (460x670x245 mm) blank door



MV cabinet type 4 (460x670x245 mm) door with clear marine window



EASYBOX Series



Metal enclosures: stainless steel (AI) and metal 15/10 varnished with epoxy resin - take the same accessories as the (LT) cabinets

OPTIONAL ACCESSORIES:

- Lock with Yale key
- Accessory for padlocking (only LT)
- Envelope for documents
- Kit for attaching cabinet to pole
- Ventilation kit
- Metal fixing brackets for **MV** and **AI**



LT cabinet fixing brackets, positioned either horizontally or vertically for MV and AI enclosures

MODULARITY

The Easy-Box series offers a range of components that are modular and inter-changeable among the different enclosures. Enclosures with the same height or width can be placed above or beside each other, while enclosures of the same width have various components in common - DIN rails, modular plates, panels and accessories.



LT cabinet type 3: set up with 2 DIN rows and half module (blank panel 1/2 module)

Setting up with vertical MCCB



TECHNICAL CHARACTERISTICS:

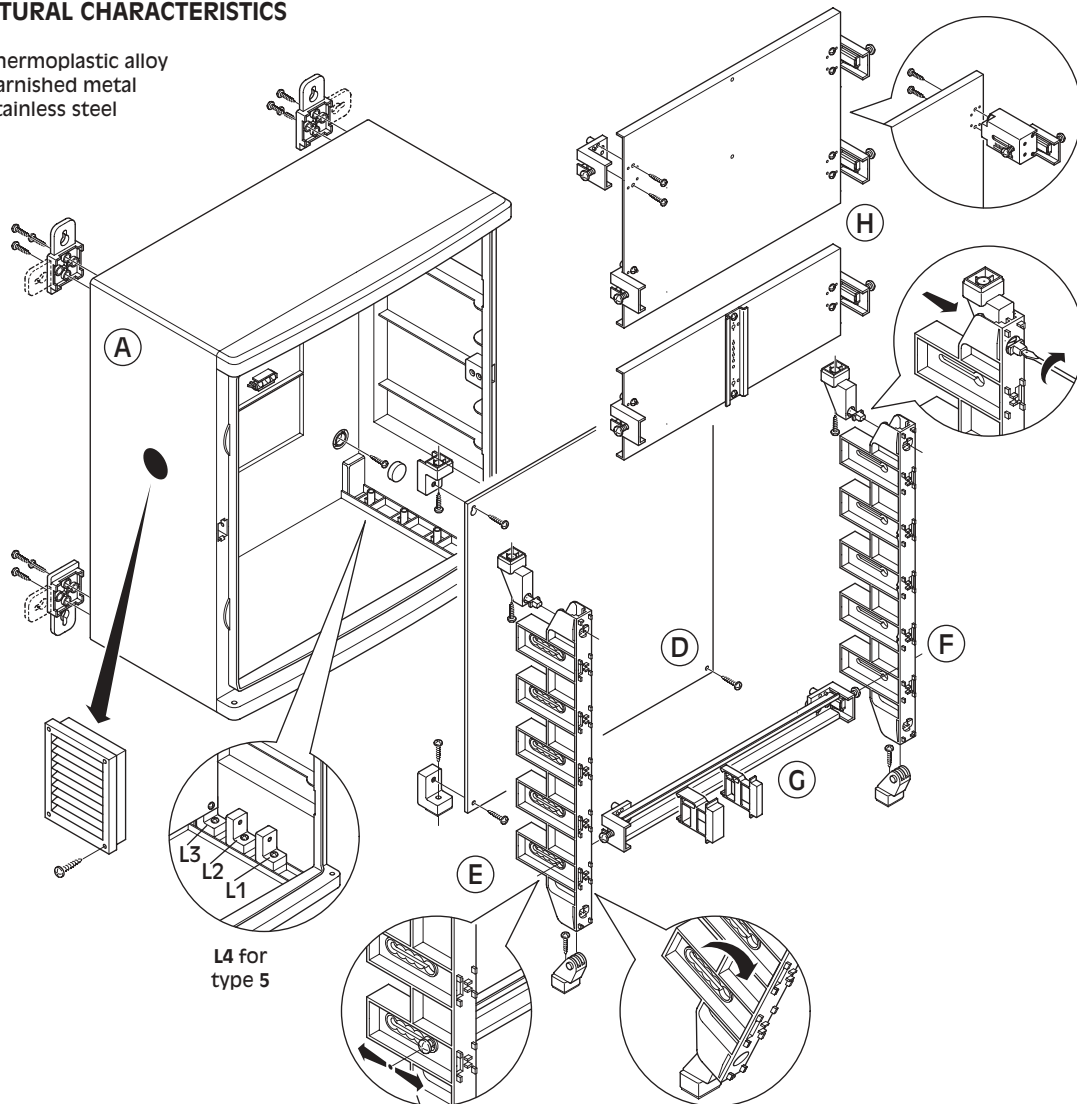
- Protection degree: IP65(LT), IP55 (MV and AI) according to IEC 60529 and CEI 70-1
- Double insulation ☐ according to IEC 60439/1 (EN 60439/1) (LT)
- Self extinguishing: Glow-Wire test 650°C (LT)
- Self extinguishing: UL94 grado V1 (LT)
- Dimensional stability: from -25°C to +60°C
- Resistant to chemicals and weathering
- Impact resistance: IK08 grade door with window, IK10 plain door (according to EN 50102).
- RAL7035 grey



EASYBOX Series

STRUCTURAL CHARACTERISTICS

LT = Thermoplastic alloy
 MV = Varnished metal
 AI = Stainless steel



(A) Cabinet:

- One piece in engineering plastic with high mechanical resistance (LT) or in painted metal (MV) or in stainless steel (AI)
- Reversible, can be put upside down
- Fixed to wall from the inside or by using brackets
- Smooth walls for lateral and vertical entry of cable glands, tubes or trunking
- Protruding roof that protects the door (LT)
- Depth for attaching chassis and components can be selected from different positions
- Supplied with integral spirit level for easier mounting
- Cable entry opening (MV and AI): Type 1 - 123X65 mm and type 2, 3 and 4 - 223X65 mm

(B) Door:

- In engineering plastic, tinted or grey (plain) (LT) or blank varnished metal with marine window (MV) or in blank stainless steel (AI)
- Reversible, can be put upside down
- Easy attachment with a simple operation of snap-on pre-mounted pivots (AI door already mounted) (MV with screws)

- Opens more than 180° (LT) and 100° (MV and AI)
- Lowered handle for opening the door (LT)
- Supplied with mounted triangular lock
- Comes with complete accessories kit of square lock, double bar lock and triple key
- Optional accessory kit available with Yale key lock
- Optional accessory kit available for padlocking (LT)

(C) Internal Door:

- Grey engineering plastic (plain)
- Supplied with mounted triangular lock
- Comes with complete accessories kit of square lock, double bar lock and triple key
- Reversible, snaps shut
- Can be leaded
- With supports for attaching to the cabinet at L1 or L2
- Supports can be fixed onto 2 positions a or b

(D) Mounting plate:

- In smooth zinc coated steel
- With 4 brackets that can also be mounted on two levels L2 - L3

E Chassis:

- Made by joining the upright supports with the DIN rails and/or modular plates
- Chassis can be assembled and wired at work bench
- Attaches onto positions L1 - L2 of the cabinet using the brackets supplied
- Horizontally pivoted
- Attached with fast 1/4 turn locking system

F Upright Support:

- In engineering plastic
- Set up for attachment of DIN rails or modular plates every 1/2 module
- Slotted fixing for positioning of DIN rails at 4 different heights
- Possibility of attaching cable trunking with optional brackets or vertically behind the DIN rails
- Wiring space can be increased by decreasing the number of rows

G Din Rails:

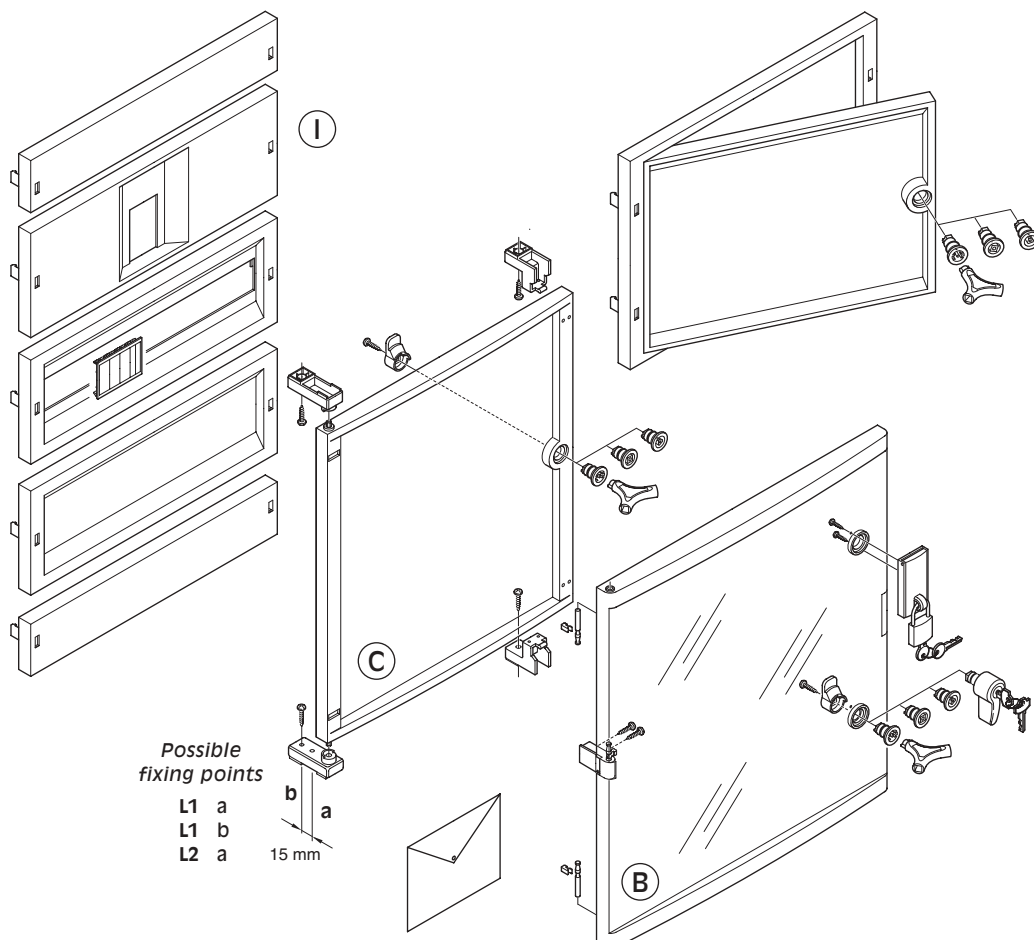
- Metallic rails with DIN profile suitable for snap-on mounting of modular electrical equipment
- Bracket support with screws and nut already pre-screwed for faster mounting

H Modular Plates:

- In zinc coated steel suitable for attaching non modular elements
- Three versions available:
 - 1) smooth plate of 1 module
 - 2) smooth plate of 2 modules
 - 3) plate of 1 module with DIN rail for moulded-case circuit breaker

I Panels:

- Five types are available:
 - 1) Panel with DIN vent-hole (1 module)
 - 2) Plain panel (1 module)
 - 3) Plain panel (1/2 module)
 - 4) Panel for moulded-case circuit breaker (1 module)
 - 5) Internal door panel, comes with lock (2 modules)
- Easily snapped onto the chassis
- Dismantled using a tool
- Made of engineering plastic



EASYBOX Series

EASYBOX Series - Type 5

EASYBOX Series by Scame is completed by the type 5 with dimensions 755x715x345 mm (bxhxd) and with a maximum capacity of 140 Din modules (4 rows of 35 Din modules) (example 3).

Apart from the common innovative features of the EASYBOX Series, the type 5 includes new characteristics as :

- small number of elements as front plates and accessories required in front of a wide number of possible combinations thanks to the standardization of the width with the smaller types hence there are common elements (examples 1 and 2).
- there is the possibility to have more cabling space simply increasing the distance between the Din rails by introducing 75 mm high or 37.5 mm high front plates and obtaining 3 rows of 35 Din modules and different pitch (examples 4, 5, 6).
- it is possible to have two independent compartments inside the enclosure one of which with front plates as with din rail window and the other compartment with door and inner door for various applications as for Busbars distribution. Otherwise it is possible to have front panels (3 or 4 rows of 20 din one side and 12 din on the other) using existing elements of the Series or door and inner door on both compartments.

Another innovative feature is the fully transparent door which gives the possibility to see all the devices inside the enclosure something not possible to see through the common marine window door generally available on the market.

Easybox door is also locked safely at 4 points through 2 locks.

Furthermore the type 5 includes all common characteristics of the EASYBOX series as :

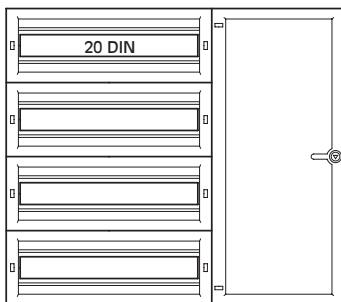
- hinged chassis
- fast mounting of the chassis
- padlockable door
- sealing kit for the door

EASYBOX Series is made in Thermoplastic alloy but it is also available in varnished metal and stainless steel versions, all the three versions use the same components helping to reduce the number of items to be kept in stock.

INSTALLATION OPTIONS

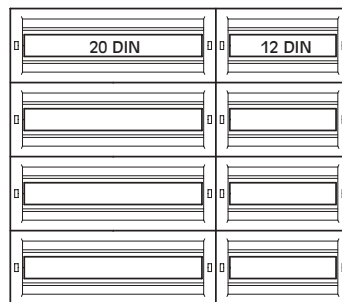
It is possible to vary the distance between the DIN Rails and obtain different versions.

EASYBOX Series - TYPE 5
Chassis with 4 rows 20 DIN and mounting plate with internal door.



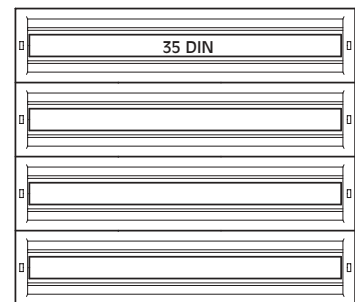
Es. 1

EASYBOX Series - TYPE 5
Chassis with 4 rows 20 Din and 4 rows 12 Din.



Es. 2

EASYBOX Series - TYPE 5
Chassis with 4 rows 35 DIN.




Es. 3

PANELS

EASYBOX type 5 PANELS, h=150 mm and h=75 mm are fixed to the chassis by 2 1/4 turn screws.

The panels h 37.5 are mounted into the other panels.



PANEL 1 module



PLAIN PANEL 1/2 module

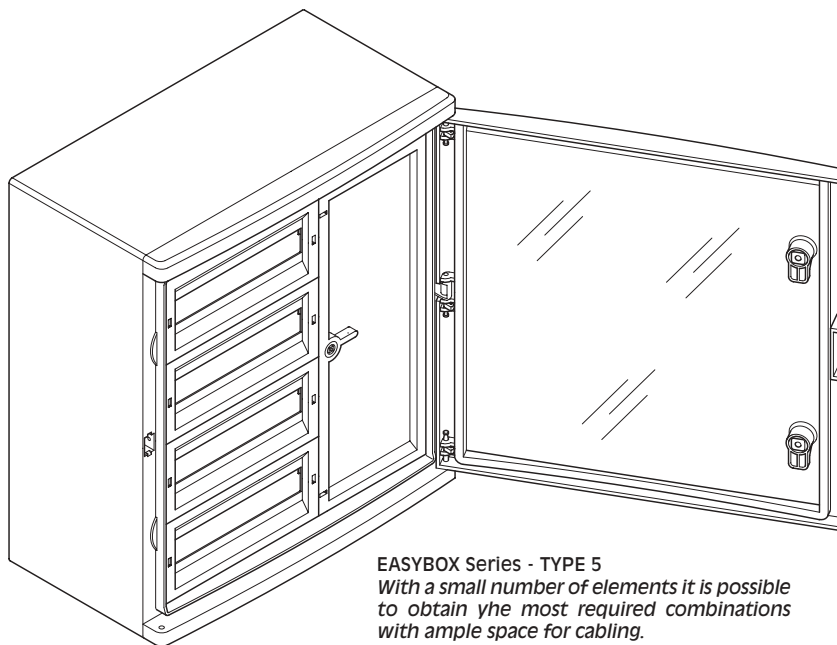


PLAIN PANEL 1/4 module

MAXIMUM STATIC LOAD (KG)


DESCRIPTION	TYPE				
	1	2	3	4	5
Din rail EN 50022	4	6,4	6,4	6,4	8
Modular plate 1 module	4	6,4	6,4	6,4	11
Modular plate 2 modules	8	12	12	12	20
Modular plate 1 module with extension	2	4	4	4	5,6
Modular plate 2 modules with extension	4	8	8	8	11
Mounting plate	12	16	20	24	32
Internal door panel	-	1,6	1,6	1,6	-
Internal door	1,6	2,4	3,2	4	5,6
Door	1,6	2,4	3,2	4	5,6

In conformity with the European Standard EN 50298.



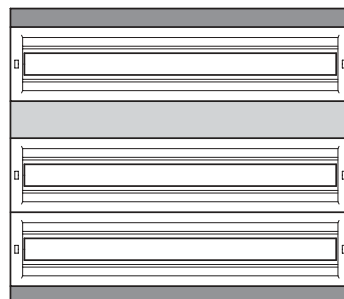
EASYBOX Series - TYPE 5
 With a small number of elements it is possible to obtain the most required combinations with ample space for cabling.

EASYBOX Series - TYPE 5
 Chassis with 3 rows 35 DIN pitch 150mm.




Es. 4

EASYBOX Series - TYPE 5
 Chassis with 3 rows 35 DIN pitch 225/150mm.



Es. 5

EASYBOX Series - TYPE 5
 Chassis with 3 rows 35 DIN pitch 187,5mm.




Es. 6

EASYBOX Series

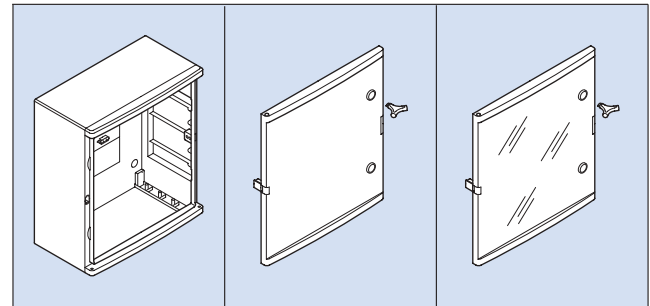
WATER-TIGHT CABINETS IP65
















Reference standard

IEC 60670, EN 50298 and CEI 23-48, CEI 23-49 (Italian standard)

-  = pack qty.
- LT** = Thermoplastic alloy
- MV** = Varnished metal
- AI** = Stainless steel

CABINET


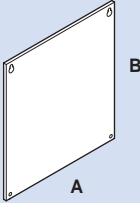
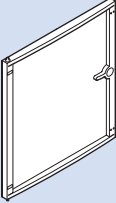

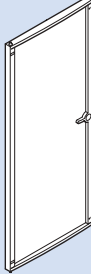
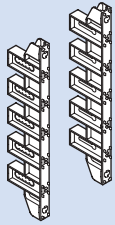


Horizontal modularity	Dimensions b x h x d (mm)	Possible formats		CABINET			
		Variant A	Variant B	BASE	DOOR PLAIN grey	DOOR WITH WINDOW tinted (LT) with marine window (MV)	
M320 12 DIN for row	Type 1 320x370x210 2 file	1+ 1 	1/2+ 1+ 1/2 	LT MV AI	Ⓢ 655.001 0 655.011 0 655.021 01 (*)	Ⓢ 655.001 1 655.011 1 -	Ⓢ 655.001 2 655.011 2 -
		1	1		1	1	1
M460 20 DIN for row	Type 2 460x370x245 2 file	1+ 1 	1/2+ 1+ 1/2 	LT MV AI	Ⓢ 655.002 0 655.012 0 655.022 01 (*)	Ⓢ 655.002 1 655.012 1 -	Ⓢ 655.002 2 655.012 2 -
		1	1		1	1	1
	Type 3 460x520x245 3 file	1+ 1+ 1 	1/2+ 1+ 1+ 1/2 	LT MV AI	Ⓢ 655.003 0 655.013 0 655.023 01 (*)	Ⓢ 655.003 1 655.013 1 -	Ⓢ 655.003 2 655.013 2 -
1		1		1	1	1	
Type 4 460x670x245 4 file	Type 4 460x670x245 4 file	1+ 1+ 1+ 1 	1/2+ 1+ 1+ 1+ 1/2 	LT MV AI	Ⓢ 655.004 0 655.014 0 655.024 01 (*)	Ⓢ 655.004 1 655.014 1 -	Ⓢ 655.004 2 655.014 2 -
		1	1		1	1	1
M750 35 DIN for row	Type 5 755x715x345 4 file	1+ 1+ 1+ 1 	1/2+ 1+ 1+ 1+ 1+ 1/2 	LT MV AI	655.005 0 655.015 0 655.025 01 (*)	655.005 1 655.015 1 -	655.005 2 655.015 2 -
		1	1		1	1	1

b x h x d = base x height x depth

(*) base supplied with blank door already mounted


**MOUNTING PLATE
AND INTERNAL DOOR**
CHASSIS











														
MOUNTING PLATE in thermoplastic material A x B x C (mm)		Stainless steel smooth zinc-coated A x B (mm)	INTERNAL DOOR Blank Grey		MOUNTING PLATE A x B x C (mm)		INTERNAL DOOR		UPRIGHT couple					
655.001 4	⊕ 655.001 5	⊕ 655.001 6	-	-	⊕ 655.001 9									
267x294x4,5 1/4	267x294 1/4	1/8												
655.002 4	⊕ 655.002 5	⊕ 655.002 6	-	-	⊕ 655.002 9									
407x294x4,5 1/4	407x294 1/4	1/9				1/8								
655.003 4	⊕ 655.003 5	⊕ 655.003 6	-	-	⊕ 655.003 9									
407x444x4,5 1/2	407x444 1/2	1/9				1/10								
655.004 4	⊕ 655.004 5	⊕ 655.004 6	-	-	⊕ 655.004 9									
407x594x4,5 1/2	407x594 1/2	1/9												
655.005 4	655.005 5	655.005 6	655.005 50	655.005 60	⊕ 655.005 9									
679x633x4,5 1	679x633 1	1	267x633x2 1	1		1								

EASYBOX Series

WATER-TIGHT CABINETS IP65

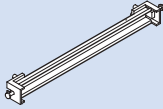
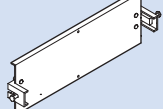
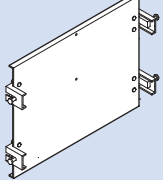









Reference standard
IEC 23-48, CEI 23-49 and EN 50298

 = pack qty.

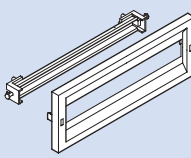
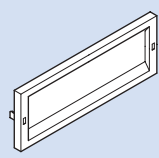
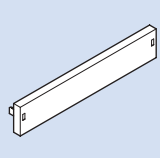
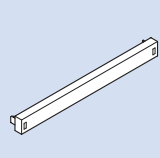
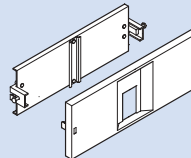
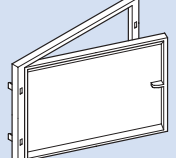
Horizontal modularity	Dimensions b x h x d (mm)	Possible formats	
		Variant A	Variant B
M320 12 DIN for row	Type 1 320x370x210 2 file	 1+ 1 24 DIN	 1/2+ 1+ 1/2 12 DIN
		 1+ 1 40 DIN	 1/2+ 1+ 1/2 20 DIN
M460 20 DIN for row	Type 3 460x520x245 3 file	 1+ 1+ 1 60 DIN	 1/2+ 1+ 1+ 1/2 40 DIN
		 1+ 1+ 1+ 1 80 DIN	 1/2+ 1+ 1+ 1+ 1/2 60 DIN
M750 35 DIN for row	Type 5 755x715x345 4 file	 1+ 1+ 1+ 1 140 DIN	 1/2+ 1+ 1+ 1+ 1+ 1/2 105 DIN

b x h x d = base x height x depth

CABINET

 1 MODULE	 1 MODULE	 2 MODULES
DIN RAIL with brackets	MODULAR PLATES in metal, with brackets	
 655.320 10 1/10	 655.320 11 1/8	 655.320 12 1/4
 655.460 10 1/12	 655.460 11 1/8	 655.460 12 1/4
 655.750 10 1	 655.750 11 1	 655.750 12 1

STANDARD PANELS
PANNELLI SPECIALI

					
1 MODULE	1 MODULE	1/2 MODULE	1/4 MODULE	1 MODULE	2 MODULES
PANEL WITH DIN VENT-HOLE With DIN rail	PLAIN PANEL			PANEL FOR MOULDED-CASE CIRCUIT BREAKER includes metal plate with DIN rail	INTERNAL DOOR PANEL lock supplied
grey h= 150 mm	half module (2 pieces) h= 75 mm	half module (2 pieces) h= 37,5 mm			
⊕ 655.320 20	⊕ 655.320 21	655.320 22	-	655.320 24	-
1/5	1/8	1/10		1/5	
⊕ 655.460 20	⊕ 655.460 21	655.460 22	-	⊕ 655.460 24	⊕ 655.460 25
1/4	1/10	1/10		1/4	1/9
655.750 20	655.750 21	655.750 22 (1 piece)	655.750 23 (2 pieces)	655.750 24	-
1	1	1	1	1	1

EASYBOX Series

ACCESSORIES

LT = Thermoplastic alloy
 MV = Varnished metal
 AI = Stainless steel

DESCRIPTION	FOR ENCLOSURES	PACK QTY.	CATALOGUE NUMBER
Fixing onto pole max Ø 300mm couple in metal	Type 1	1/10	655.320 90
	Type 2, 3 end 4	1/10	655.460 90
	Type 5	1/10	655.750 90

DESCRIPTION	COLOUR	PACK QTY.	CATALOGUE NUMBER
Locking kit with Yale key	Grey	1/10	655.910
	Transparent	1/10	655.911

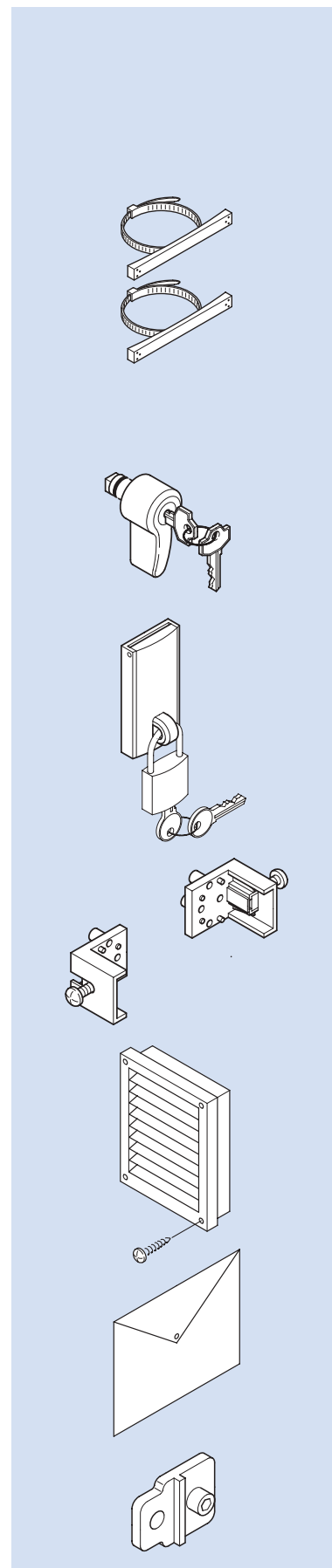
DESCRIPTION	COLOUR	PACK QTY.	CATALOGUE NUMBER
Accessory kit for padlocking (LT) <small>(padlock not supplied) (not suitable for metal doors)</small>	Grey	1/10	655.920

DESCRIPTION	PACK QTY.	CATALOGUE NUMBER
Additional brackets kit	1/10	655.930

DESCRIPTION	PACK QTY.	CATALOGUE NUMBER
Ventilation kit - IP54 - 230V~	1	655.950

DESCRIPTION	PACK QTY.	CATALOGUE NUMBER
Document holder	1/10	655.960

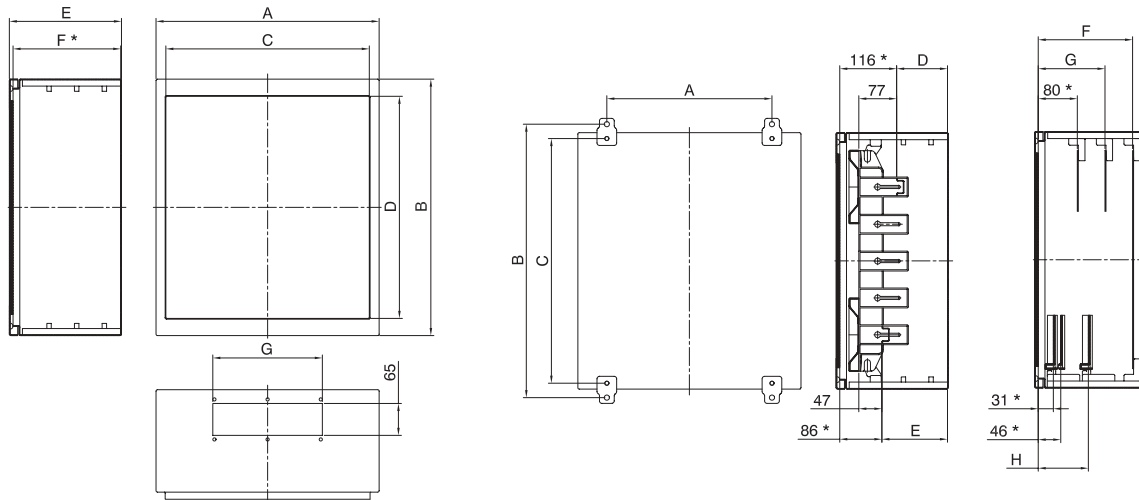
DESCRIPTION	PACK QTY.	CATALOGUE NUMBER
Metal wall/surface mounting brackets (MV and AI) - 4 pieces	1/10	655.970



DIMENSIONES

MV and AI cabinets

*Dimensions refer to cabinets with marine window; for cabinets with blank panel increase by 6 mm



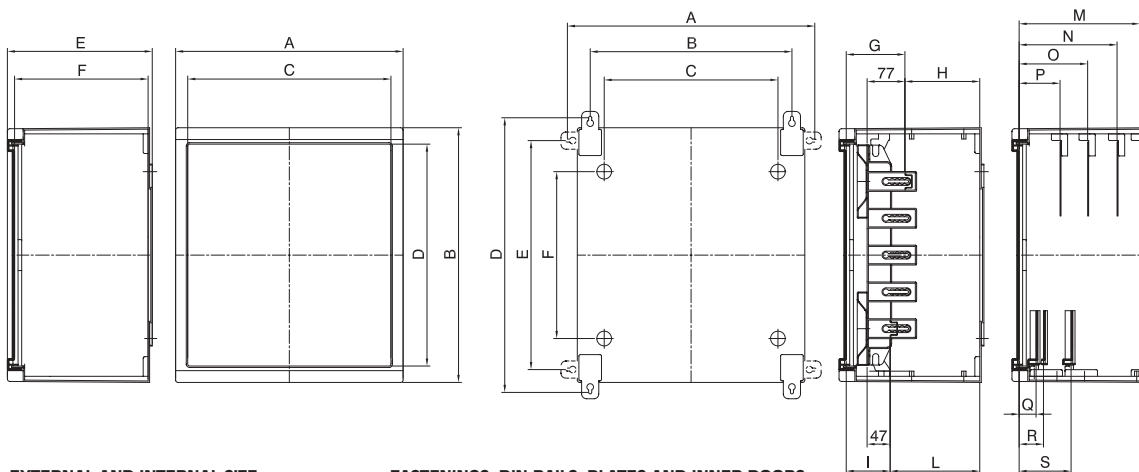
EXTERNAL AND INTERNAL SIZE

	Mis. 1	Mis. 2	Mis. 3	Mis. 4	Mis. 5
A	314	454	454	454	740
B	370	370	520	670	670
C	274	414	414	414	
D	302	302	452	602	
E	200	230	230	230	
F*	190	220	220	220	
G	123	223	223	223	

FASTENINGS, DIN RAILS, PLATES AND INNER DOORS

	Type 1	Type 2	Type 3	Type 4	Type 5
A	196	336	336	336	
B	408	408	558	708	
C	348	348	498	648	
D	74	104	104	104	
E	104	134	134	134	
F*	177	192	192	192	
G*	121	136	136	136	
H*	-	102	102	102	

LT cabinets



EXTERNAL AND INTERNAL SIZE

	Type 1	Type 2	Type 3	Type 4	Type 5
A	324	464	464	464	755
B	370	370	520	670	714
C	274	414	414	414	685
D	302	302	452	602	600
E	210	245	245	245	345
F	192	222	222	222	310

FASTENINGS, DIN RAILS, PLATES AND INNER DOORS

	Type 1	Type 2	Type 3	Type 4	Type 5
A	364	504	504	504	775
B	271	411	411	411	683
C	214	354	354	354	610
D	410	410	560	710	743
E	316	316	466	616	652
F	190	190	340	490	470
G	120	120	120	120	128
H	72	103	103	103	182
I	90	90	90	90	98
L	102	133	133	133	212
M	166	196	196	196	280
N	125	140	140	140	220
O	-	-	-	-	161
P	83	83	83	83	102
Q	34	34	34	34	47
R	49	49	49	49	62
S	-	105	105	105	105

(Dimensions in mm)



ScameOnLine
<http://www.scame.com>
e-mail: export@scame.com