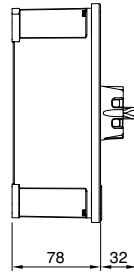
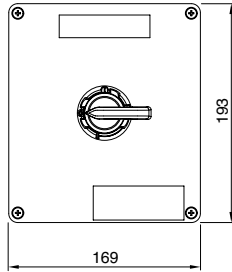
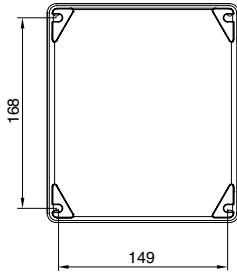
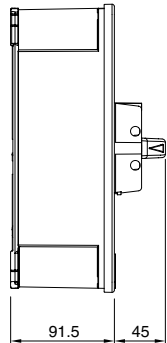
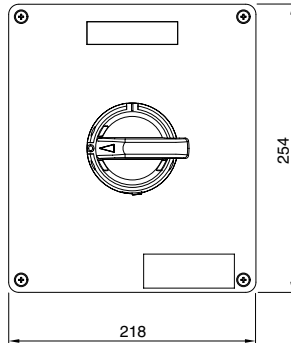
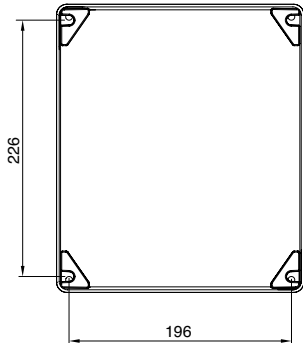


## FIRE RATED ENCLOSED SWITCH-DISCONNECTORS 20÷160A

**20A-32A-40A  
2P-3P-3P+N**



**20A-32A-40A 6P  
63A-80A-100A 2P-3P-3P+N**



### InfoTECH

ITALY

WORLDWIDE

Numero Verde

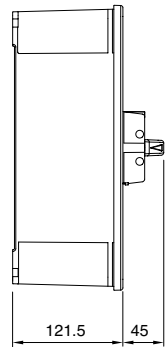
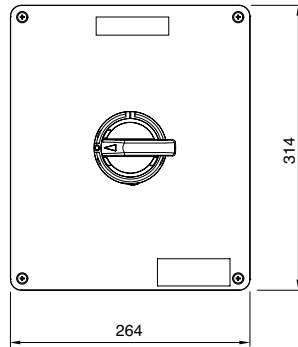
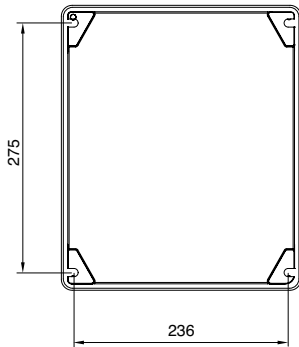
**800-018009**

ScameOnLine

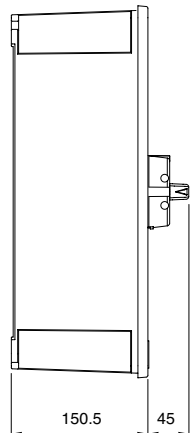
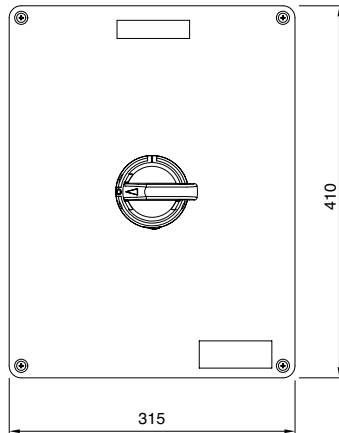
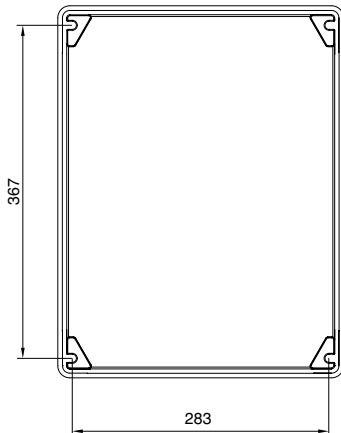
[www.scame.com](http://www.scame.com)

[infotech@scame.com](mailto:infotech@scame.com)

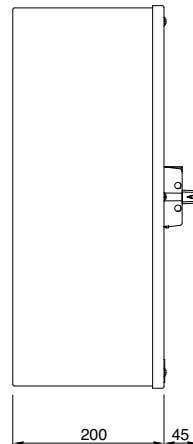
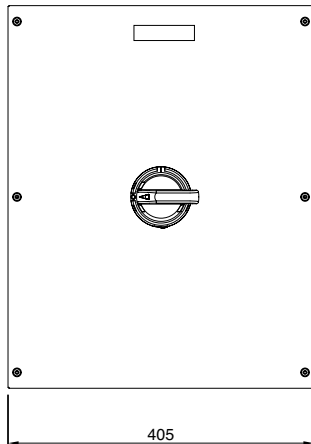
## 63A-80A-100A 6P




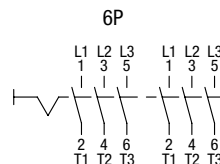
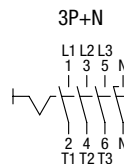
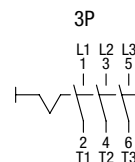
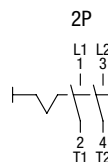
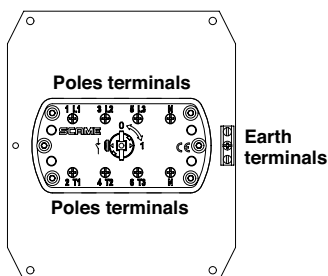
## 125A-160A 3P-3P+N



## 160A 6P



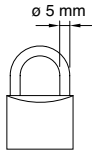
|   |                 | 20A-32A-40A<br>2P-3P-4P+N-6P | 63A-80A-100A<br>3P-3P+N-6P | 125A-160A<br>3P-3P+N-6P |
|---|-----------------|------------------------------|----------------------------|-------------------------|
| Wire range  |                 | 1.5÷16mm <sup>2</sup>        | 10-50mm <sup>2</sup>       | 10-70mm <sup>2</sup>    |
| Tightening torque   | Poles terminals | 2Nm                          | 3.5Nm                      | 6Nm                     |
|   | Earth terminals | 1.2Nm                        | 3.5Nm                      | 3.5Nm                   |
| Wire strip length  |                 | 10mm                         | 13mm                       | 15mm                    |



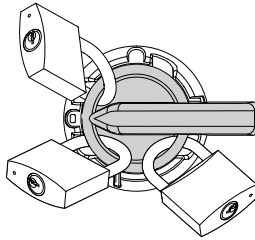
### ATTENTION

When mounting or removing additional elements the switch **has to be in OFF position** for avoiding damages to mechanism. When removing main switch following instruction for avoiding damages.

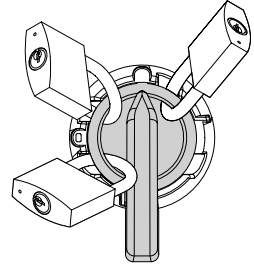
## 20A-32A-40A 2P-3P-3P+N



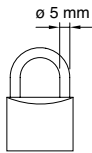
OFF Position



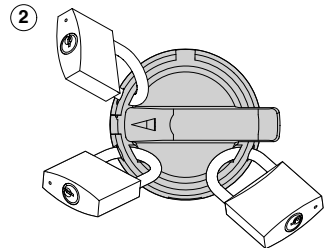
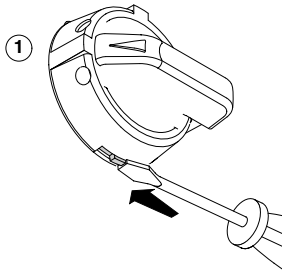
ON Position



## 63A-80A-100A 2P-3P-3P+N 125A-160A 3P-3P+N



OFF Position



ON Position

